

PROTECT AN ANIMAL




DESIGN A SHELTER



YOUR CHALLENGE: Build an animal with pipe cleaners and UV-sensitive beads. Be creative - you can make a caterpillar, snail, dog, or lizard, to name a few! Then, design a shelter to protect it from the sun.

MATERIALS

- | | |
|-----------------------------|------------------------|
| Pipe cleaners | Tape, scissors |
| Ultraviolet-sensitive beads | Sharpie |
| Variety of recyclables | Glue (optional) |
| Construction paper | Googly eyes (optional) |



PROTECTED ANIMAL

THINGS TO CONSIDER




HOW DO WE PROTECT OURSELVES FROM THE SUN?

HOW DOES YOUR ANIMAL ENTER AND EXIT THE SHELTER?



WHAT KIND OF SUPPORT DOES THE SHELTER NEED?

YOU CAN REDESIGN IF IT DOESN'T WORK THE FIRST TIME!



UNPROTECTED ANIMAL

USE THE ATTACHED RECORDING SHEET TO SKETCH AND DESCRIBE YOUR SHELTER!




Watch an ORLA staff member design and build here:
<https://youtu.be/8FMX5BaBhis>

Share a picture of your animal and shelter with us (with a grown-up's permission)!



@orlalibraries





SHELTER FROM THE SUN



RECORDING SHEET

Sketch your shelter here:

Did your shelter work? Why or why not? _____
